



October 12, 2015

**National Stock Exchange of India Limited**  
Exchange Plaza,  
Bandra Kurla Complex,  
Bandra (East),  
Mumbai 400 051

**BSE Limited**  
Phiroze Jeejeebhoy Towers,  
Dalal Street,  
Mumbai 400 001

**Sub: Shareholding Pattern for the quarter ended September 30, 2015.**


Dear Sir,

Pursuant to the Clause 35 of the Listing Agreement entered into with the Stock Exchanges, please find enclosed herewith the shareholding pattern for the quarter ended September 30, 2015.

Kindly acknowledge receipt.

Thanking you,


Yours faithfully,  
For CEAT Limited

  
H. N. Singh Rajpoot  
Company Secretary  
Encl: As above

**CLAUSE 35 OF EQUITY LISTING AGREEMENT**

**(I) (a) Statement showing Shareholding Pattern**

Name of the Company:		CEAT LIMITED						
Scrip Code, Name of the scrip, class of security:		500878						
As on		30th Sept, 2015						
<b>Partly paid-up shares:-</b>		<b>No. of partly paid-up shares</b>	<b>As a % of total no. of partly paid-up shares</b>	<b>As a % of total no. of shares of the company</b>				
Held by Promoter / Promoters Group								
Held by public								
<b>Total</b>								
<b>Outstanding convertible securities:-</b>		<b>No. of outstanding securities</b>	<b>As a % of total No. of outstanding convertible securities</b>	<b>As a % of total no. of shares of the company, assuming full conversion of the convertible securities</b>				
Held by Promoter / Promoters Group								
Held by public								
<b>Total</b>								
<b>Warrants:-</b>		<b>No. of warrants</b>	<b>As a % of total no. of warrants</b>	<b>As a % of total no. of shares of the company, assuming full conversion of warrants</b>				
Held by Promoter / Promoters Group								
Held by public								
<b>Total</b>								
<b>Total paid-up capital of the company assuming full conversion of warrants and convertible securities</b>		<b>404500920</b>						
Category code	Category of Shareholder	Number of shareholders	Total number of shares	Number of shares held in dematerialised form	Total Shareholding as a percentage of total number of shares		Shares pledged or otherwise encumbered	
					As a percentage of (A+B) (VI)	As a percentage of (A+B+C) (VII)	Number of shares (VIII)	As a percentage (VIII)/(IV)*100
(I)	(II)	(III)	(IV)	(V)				
(A)	<b>Shareholding of Promoter and Promoter Group</b>							
(1)	<b>Indian</b>							
(a)	Individuals / Hindu Undivided Family	5	1,48,118	1,48,118	0.37	0.37	0	0.00
(b)	Central Government / State Governments(s)	0	0	0	0.00	0.00	0	0.00
(c)	Bodies Corporate	7	1,86,03,272	1,86,03,272	45.99	45.99	0	0.00
(d)	Financial Institutions / Banks	0	0	0	0.00	0.00	0	0.00
(e)	Any Other	0	0	0	0.00	0.00	0	0.00
	<b>Sub-Total (A) (1)</b>	<b>12</b>	<b>18751390</b>	<b>18751390</b>	<b>46.36</b>	<b>46.36</b>	<b>0</b>	<b>0.00</b>
(2)	<b>Foreign</b>							
(a)	Individuals (Non-Resident Individuals / Foreign Individuals)	0	0	0	0.00	0.00	0	0.00
(b)	Bodies Corporate	1	1782348	0	4.41	4.41	0	0.00
(c)	Institutions	0	0	0	0.00	0.00	0	0.00
(d)	Qualified Foreign Investor	0	0	0	0.00	0.00	0	0.00
(e)	Any Other (specify)	0	0	0	0.00	0.00	0	0.00
	<b>Sub-Total (A) (2)</b>	<b>1</b>	<b>1782348</b>	<b>0</b>	<b>4.41</b>	<b>4.41</b>	<b>0</b>	<b>0.00</b>
	<b>Total Shareholding of Promoter and Promoter Group (A) = (A)(1)+(A)(2)</b>	<b>13</b>	<b>20533738</b>	<b>18751390</b>	<b>50.76</b>	<b>50.76</b>	<b>0</b>	<b>0.00</b>
(B)	<b>Public Shareholding</b>							
(1)	<b>Institutions</b>							
(a)	Mutual Funds / UTI	30	21,64,996	21,52,446	5.35	5.35	0	0.00
(b)	Financial Institutions / Banks	48	16,146	11,033	0.04	0.04	0	0.00
(c)	Central Government / State Governments(s)	2	9,700	0	0.02	0.02	0	0.00
(d)	Venture Capital Funds	0	0	0	0.00	0.00	0	0.00
(e)	Insurance Companies	3	7,60,986	7,60,911	1.88	1.88	0	0.00
(f)	Foreign Institutional Investors	101	78,24,699	78,17,089	19.34	19.34	0	0.00
(g)	Foreign Venture Capital Investors	0	0	0	0.00	0.00	0	0.00
(h)	Qualified Foreign Investor	0	0	0	0.00	0.00	0	0.00
(i)	Any Other	0	0	0	0.00	0.00	0	0.00
	<b>Sub-Total (B) (1)</b>	<b>184</b>	<b>10776527</b>	<b>10741479</b>	<b>26.64</b>	<b>26.64</b>	<b>0</b>	<b>0.00</b>
(2)	<b>Non-Institutions</b>							
(a)	Bodies Corporate	913	9,60,831	9,38,962	2.38	2.38	0	0.00
(b)	Individuals -							
i	Individual shareholders holding nominal share capital upto Rs. 1 lakh	53,931	40,25,404	33,50,586	9.95	9.95	0	0.00
ii	Individual shareholders holding nominal share capital in excess of Rs. 1 lakh	18	6,21,922	6,21,922	1.54	1.54	0	0.00
(c)	Qualified Foreign Investor	0	0	0	0.00	0.00	0	0.00
(d)	Foreign Portfolio Investor (Crop)	28	1964833	1964833	4.86	4.86	0	0.00
(d)	Any Other							
i	Trusts	6	3,855	3,855	0.01	0.01	0	0.00
ii	Unclaimed Securities Suspense Account	1	1,38,570	1,38,570	0.34	0.34	0	0.00
iii	Directors & Relatives	1	3,000	3,000	0.01	0.01	0	0.00
iv	Foreign Company/OCB	1	37		0.00	0.00	0	0.00
v	Foreign Bodies	1	14,21,375	14,21,375	3.51	3.51	0	0.00
	<b>Sub-total (B) (2)</b>	<b>54,900</b>	<b>91,39,827</b>	<b>84,43,103</b>	<b>22.60</b>	<b>22.60</b>	<b>0</b>	<b>0.00</b>
	<b>Total Public Shareholding (B) = (B)(1)+(B)(2)</b>	<b>55,084</b>	<b>19916354</b>	<b>19184582</b>	<b>49.24</b>	<b>49.24</b>	<b>0</b>	<b>0.00</b>
	<b>TOTAL (A)+(B)</b>	<b>55,097</b>	<b>40450092</b>	<b>37935972</b>	<b>100.00</b>	<b>100.00</b>	<b>0</b>	<b>0.00</b>
(C)	Shares held by Custodians and against which Depository Receipts have been Issued	0	0	0	0.00	0.00	0	0.00
(1)	<b>Promoter and Promoter Group</b>							
(2)	<b>Public</b>							
	<b>GRAND TOTAL (A)+(B)+(C)</b>	<b>55097</b>	<b>40450092</b>	<b>37935972</b>	<b>100.00</b>	<b>100.00</b>	<b>0</b>	<b>0.00</b>



**(I)(b) Statement showing holding of securities (including shares, warrants, convertible securities) of persons belonging to the category "Promoter and Promoter Group"**

Name of the Company : CEAT LIMITED  
Scrip Code : 500878  
As on : 30th Sept, 2015

Sr. No.	Name of the shareholder	Details of Shares held		Encumbered shares (*)			Details of Shares held		Details of convertible securities		Total shares (including underlying shares assuming full conversion of warrants and convertible securities) as a % of diluted share capital
		Number	As a % of grand total (A)+(B)+(C)	No.	As a percentage	As a % of grand total (A) + (B) + (C) of sub-clause (I)(a)	Number of warrants held	As a % total number of warrants of the same class	Number of convertible securities held	As a % total number of convertible securities of the same class	
(I)	(II)	(III)	(IV)	(V)	(VI) = (V) / (III) * 100	(VII)	(VIII)	(IX)	(X)	(XI)	(XII)
1	ANANT VARDHAN GOENKA	14,185	0.04		NIL		-	-	-	-	0.04
2	CHATTARPATI INVESTMENTS LIMITED	2,75,676	0.68		NIL		-	-	-	-	0.68
3	HARSH VARDHAN GOENKA	1	0.00		NIL		-	-	-	-	0.00
4	HARSH VARDHAN GOENKA	10,133	0.03		NIL		-	-	-	-	0.03
5	HARSH VARDHAN GOENKA	3,799	0.01		NIL		-	-	-	-	0.01
6	HARSH VARDHAN GOENKA	1,20,000	0.30		NIL		-	-	-	-	0.30
7	INSTANT HOLDINGS LIMITED	25,28,602	6.25		NIL		-	-	-	-	6.25
8	INSTANT HOLDINGS LIMITED	41,55,743	10.27		NIL		-	-	-	-	10.27
9	INSTANT HOLDINGS LIMITED	48,26,467	11.93		NIL		-	-	-	-	11.93
10	SOCIETE CEAT D INVESTISSEMENTEN ASIE S A	17,82,348	4.41		NIL		-	-	-	-	4.41
11	STEL HOLDINGS LIMITED	13,72,835	3.39		NIL		-	-	-	-	3.39
12	SUMMIT SECURITIES LIMITED	9,56,125	2.37		NIL		-	-	-	-	2.37
13	SWALLOW ASSOCIATES LLP	44,84,624	11.09		NIL		-	-	-	-	11.09
	<b>TOTAL</b>	<b>20533738</b>	<b>50.76</b>		<b>NIL</b>		<b>-</b>	<b>-</b>	<b>-</b>	<b>-</b>	<b>50.76</b>

(\* ) The term "encumbrance" has the same meaning as assigned to it in regulation 28(3) of the SAST Regulations, 2011

**(I)(c) Statement showing holding of securities (including shares, warrants, convertible securities) of persons belonging to the category "Public" and holding more than 1% of the total number of shares**

Sr. No.	Name of the shareholder	Number of shares held	Shares as a percentage of total number of shares (i.e., Grand Total (A)+(B)+(C) indicated in Statement at para (I)(a) above)	Details of warrants		Details of convertible securities		Total shares (including underlying shares assuming full conversion of warrants and convertible securities) as a % of diluted share capital
				Number of warrants held	As a % total number of warrants of the same class	Number of convertible securities held	% w.r.t total number of convertible securities of the same class	
1	KOTAK MAHINDRA (INTERNATIONAL) LIMITED	14,32,897	3.54	-	-	-	-	3.54
2	WESTBRIDGE CROSSOVER FUND, LLC	14,21,375	3.51	-	-	-	-	3.51
3	HSBC BANK (MAURITIUS) LIMITED A/C JWALAMUKHI INVESTMENT HOLDIN	8,59,962	2.13	-	-	-	-	2.13
4	LTI-MID CAP FUND	7,78,000	1.92	-	-	-	-	1.92
5	DIMENSIONAL EMERGING MARKETS VALUE FUND	5,94,603	1.47	-	-	-	-	1.47
6	LAUSEWAY EMERGING MARKETS FUND	5,68,616	1.41	-	-	-	-	1.41
7	THE NEW INDIA ASSURANCE COMPANY LIMITED	4,15,873	1.03	-	-	-	-	1.03
	<b>TOTAL</b>	<b>60,72,625</b>	<b>15.01</b>	<b>-</b>	<b>-</b>	<b>-</b>	<b>-</b>	<b>15.01</b>

**(I)(c) Statement showing holding of securities (including shares, warrants, convertible securities) of persons (together with PAC) belonging to the category "Public" and holding more than 5% of the total number of shares of the company**

Sr. No.	Name(s) of the shareholder(s) and the Persons Acting in Concert (PAC) with them	Number of shares	Shares as a percentage of total number of shares (i.e., Grand Total (A)+(B)+(C) indicated in Statement at para (I)(a) above)	Details of warrants		Details of convertible securities		Total shares (including underlying shares assuming full conversion of warrants and convertible securities) as a % of diluted share capital
				Number of warrants	As a % total number of warrants of the same class	Number of convertible securities held	% w.r.t total number of convertible securities of the same class	
1				-	-	-	-	
2				-	-	-	-	
	<b>TOTAL</b>	<b>0</b>	<b>0.00</b>	<b>-</b>	<b>-</b>	<b>-</b>	<b>-</b>	<b>0.00</b>

*[Handwritten Signature]*



(I) (i) Statement showing details of locked-in shares


Sr. No.	Name of the Shareholder	Number of locked-in shares	Locked-in shares as a (%) percentage of total number of shares (i.e., Grand Total (A)+(B)+(C) indicated in statement at para (I)(a) above)	Promoter / Promoter Group / Public
1	INSTANT HOLDINGS LIMITED	17,12,176	4.23	Promoter
	TOTAL	17,12,176	4.23	

(II) (a) Statement showing details of Depository Receipts (DRs)

Sr. No.	Type of outstanding DR (ADRs, GDRs, SDRs, etc.)	Number of outstanding	Number of	Shares underlying outstanding DRs as a
1	N.A.			
2				
	TOTAL			

(II) (b) Statement showing holding of Depository Receipts (DRs), where underlying shares held by 'Promoter / Promoter Group' are in excess of 1% of the total number of shares

Sr. No.	Name of the DR Holder	Type of outstanding DR	Number of	Shares underlying outstanding DRs as a
1	N.A.			
2				
	TOTAL			



(III) (a) Statement showing the voting pattern of shareholders, if more than one class of shares / securities is issued by the issuer.

Category code (I)	Category of Shareholder (II)	Number of Voting Rights held in each class of securities			Total Voting Rights (III+IV+V) (VI)	Total Voting Rights i.e. (VI)	
		Class X (III)	Class Y (IV)	Class Z (V)		As a percentage of (VII)	As a percentage of (A+B+C) (VIII)
(A)	Shareholding of Promoter and Promoter Group		NA	NA			
(1)	Indian						
(a)	Family	148118			148118	0.37	0.37
(b)	Central Government / State Governments(s)	0			0	0.00	0.00
(c)	Bodies Corporate	18603272			18603272	46.15	46.15
(d)	Financial Institutions / Banks	0			0	0.00	0.00
(e)	Any Other (specify)	0			0	0.00	0.00
	<b>Sub-Total (A) (1)</b>	<b>18751390</b>	<b>0</b>	<b>0</b>	<b>18751390</b>	<b>46.52</b>	<b>46.52</b>
(2)	Foreign		NA	NA			
(a)	Individuals (Non-Resident Individuals / Foreign	0			0	0.00	0.00
(b)	Bodies Corporate	1782348			1782348	4.42	4.42
(c)	Institutions	0			0	0.00	0.00
(d)	Qualified Foreign Investor	0			0	0.00	0.00
(e)	Any Other (specify)	0			0	0.00	0.00
	<b>Sub-Total (A) (2)</b>	<b>1782348</b>	<b>0</b>	<b>0</b>	<b>1782348</b>	<b>4.42</b>	<b>4.42</b>
	<b>Total Shareholding of Promoter and Promoter Group (A) = (A)(1)+(A)(2)</b>	<b>20533738</b>	<b>0</b>	<b>0</b>	<b>20533738</b>	<b>50.94</b>	<b>50.94</b>
(B)	Public Shareholding		NA	NA			
(1)	Institutions						
(a)	Mutual Funds / UTI	2164996			2164996	5.37	5.37
(b)	Financial Institutions / Banks	16146			16146	0.04	0.04
(c)	Central Government / State Governments(s)	9700			9700	0.02	0.02
(d)	Venture Capital Funds	0			0	0.00	0.00
(e)	Insurance Companies	760986			760986	1.89	1.89
(f)	Foreign Institutional Investors	7824699			7824699	19.41	19.41
(g)	Investors	0			0	0.00	0.00
(h)	Qualified Foreign Investor	0			0	0.00	0.00
(i)	Any Other (specify)	0			0	0.00	0.00
	<b>Sub-Total (B) (1)</b>	<b>10776527</b>	<b>0</b>	<b>0</b>	<b>10776527</b>	<b>26.73</b>	<b>26.73</b>
(2)	Non-Institutions		NA	NA			
(a)	Bodies Corporate	9,60,831			9,60,831	2.38	2.38
(b)	Individuals -					0.00	
i	Individual shareholders holding nominal share capital upto Rs. 1 lakh	4025404			4025404	9.99	9.99
ii	Individual shareholders holding nominal share capital in excess of Rs. 1 lakh	621922			621922	1.54	1.54
(c)	Qualified Foreign Investor	0			0	0.00	0.00
	Foreign Portfolio Investor (Crop)	1964833	0	0	1964833	4.87	4.87
(d)	Any Other (specify)	0			0	0.00	0.00
i	Trusts	3855			3855	0.01	0.01
ii	Directors & their relatives	3000			3000	0.01	0.01
iii	Foreign Company/Ocb	37			37	0.00	0.00
iv	Foreign Bodies	1421375			1421375	3.53	3.53
	<b>Sub-total (B) (2)</b>	<b>9001257</b>	<b>0</b>	<b>0</b>	<b>9001257</b>	<b>22.33</b>	<b>19.53</b>
	<b>Total Public Shareholding (B) = (B)(1)+(B)(2)</b>	<b>19777784</b>	<b>0</b>	<b>0</b>	<b>19777784</b>	<b>49.06</b>	<b>49.06</b>
	<b>TOTAL (A)+(B)</b>	<b>40311522</b>	<b>0</b>	<b>0</b>	<b>40311522</b>	<b>100.00</b>	<b>100.00</b>
(C)	Shares held by Custodians and against which Depository Receipts have been Issued		NA	NA	0	0.00	0.00
	<b>GRAND TOTAL (A)+(B)+(C)</b>	<b>40311522</b>	<b>0</b>	<b>0</b>	<b>40311522</b>	<b>100.00</b>	<b>100.00</b>

As 138570 shares are transferred to Unclaimed and Suspense account and do not carry voting rights as per Clause 5A of the Listing Agreement, the voting rights has been calculated on the reduced capital.

*[Handwritten Signature]*

