

January 6, 2014

✓ National Stock Exchange of India Limited  
Exchange Plaza,  
Bandra Kurla Complex,  
Bandra (East),  
Mumbai 400 051

~~BSE Limited~~  
Phiroze Jeejeebhoy Towers,  
Dalal Street,  
Mumbai 400 001

**Sub: Shareholding Pattern for the quarter ended December 31, 2013.**


Dear Sir,

Pursuant to the Clause 35 of the Listing Agreement entered into with the Stock Exchanges, please find enclosed herewith the shareholding pattern for the quarter ended December 31, 2013.

Kindly acknowledge receipt.

Thanking you,

Yours faithfully,  
For **CEAT Limited**

  
**H. N. Singh Rajpoot**  
Company Secretary

Encl: As above



**CLAUSE 35 OF EQUITY LISTING AGREEMENT**

(I) (a) Statement showing Shareholding Pattern

<b>Name of the Company:</b>		<b>CEAT LIMITED</b>	
<b>Scrp Code, Name of the scrip, class of security:</b>		<b>500878</b>	
<b>As on</b>		<b>31st December, 2013</b>	
<b>Partly paid-up shares:-</b>	<b>No. of partly paid-up shares</b>	<b>As a % of total no. of partly paid-up shares</b>	<b>As a % of total no. of shares of the company</b>
Held by Promoter / Promoters Group	-	-	-
Held by public	-	-	-
<b>Total</b>	-	-	-
<b>Outstanding convertible securities:-</b>	<b>No. of outstanding securities</b>	<b>As a % of total No. of outstanding convertible securities</b>	<b>As a % of total no. of shares of the company, assuming full conversion of the convertible securities</b>
Held by Promoter / Promoters Group	-	-	-
Held by public	-	-	-
<b>Total</b>	-	-	-
<b>Warrants:-</b>	<b>No. of warrants</b>	<b>As a % of total no. of warrants</b>	<b>As a % of total no. of shares of the company, assuming full conversion of warrants</b>
Held by Promoter / Promoters Group	-	-	-
Held by public	-	-	-
<b>Total</b>	-	-	-
<b>Total paid-up capital of the company assuming full conversion of warrants and convertible securities</b>		<b>NA</b>	

Category code	Category of Shareholder	Number of shareholders	Total number of shares	Number of shares held in dematerialised form	Total Shareholding as a percentage of total number of shares		Shares pledged or otherwise encumbered	
					As a percentage of (A+B) (VI)	As a percentage of (A+B+C) (VII)	Number of shares (VIII)	As a percentage (VIII)/(IV)*100
(I)	(II)	(III)	(IV)	(V)	(VI)	(VII)	(VIII)	(IX)
(A)	<b>Shareholding of Promoter and Promoter Group</b>							
(1)	<b>Indian</b>							
(a)	Individuals / Hindu Undivided Family	5	1,48,118	1,48,118	0.41	0.41	0	0.00
(b)	Central Government / State Governments(s)	0	0	0	0.00	0.00		
(c)	Bodies Corporate	8	1,86,03,272	1,86,03,272	51.74	51.74		
(d)	Financial Institutions / Banks	0	0	0	0.00	0.00		
(e)	Any Other	0	0	0	0.00	0.00		
	<b>Sub-Total (A) (1)</b>	<b>13</b>	<b>18751390</b>	<b>18751390</b>	<b>52.15</b>	<b>52.15</b>	<b>0</b>	<b>0.00</b>
(2)	<b>Foreign</b>							
(a)	Individuals (Non-Resident Individuals / Foreign Individuals)	1	1782348	0	4.96	4.96		0
(b)	Bodies Corporate	0	0	0	0.00	0.00		
(c)	Institutions	0	0	0	0.00	0.00		
(d)	Qualified Foreign Investor	0	0	0	0.00	0.00		
(e)	Any Other (specify)	0	0	0	0.00	0.00		
	<b>Sub-Total (A) (2)</b>	<b>1</b>	<b>1782348</b>	<b>0</b>	<b>4.96</b>	<b>4.96</b>	<b>0</b>	<b>0</b>
	<b>Total Shareholding of Promoter and Promoter Group (A) = (A)(1)+(A)(2)</b>	<b>14</b>	<b>20533738</b>	<b>18751390</b>	<b>57.11</b>	<b>57.11</b>	<b>0</b>	<b>0.00</b>
(B)	<b>Public Shareholding</b>						N.A.	N.A.
(1)	<b>Institutions</b>							
(a)	Mutual Funds / UTI	21	14,41,930	14,29,380	4.01	4.01	-	-
(b)	Financial Institutions / Banks	46	9,352	4,239	0.03	0.03	-	-
(c)	Central Government / State Government(s)	2	9,700	0	0.03	0.03	-	-
(d)	Venture Capital Funds	0	0	0	0.00	0.00	-	-
(e)	Insurance Companies	4	9,56,415	9,56,340	2.66	2.66	-	-
(f)	Foreign Institutional Investors	37	29,55,628	29,49,018	8.22	8.22	-	-
(g)	Foreign Venture Capital Investors	0	0	0	0.00	0.00	-	-
(h)	Qualified Foreign Investor	0	0	0	0.00	0.00	-	-
(i)	Any Other	0	0	0	0.00	0.00	-	-
	<b>Sub-Total (B) (1)</b>	<b>110</b>	<b>5374025</b>	<b>5338977</b>	<b>14.95</b>	<b>14.95</b>	<b>N.A.</b>	<b>N.A.</b>
(2)	<b>Non-Institutions</b>							
(a)	Bodies Corporate	1,026	28,36,199	26,73,287	7.89	7.89	-	-
(b)	Individuals -							
i	Individual shareholders holding nominal share capital upto Rs. 1 lakh	56,071	52,79,664	45,27,989	14.68	14.68	-	-
ii	Individual shareholders holding nominal share capital in excess of Rs. 1 lakh	40	19,15,443	19,15,443	5.33	5.33	-	-
(c)	Qualified Foreign Investor	0	0	0	0.00	0.00	-	-
(d)	Any Other (Trusts) (Directors & Relatives)	5	3,604	3,604	0.01	0.01	-	-
	(Foreign Company)	2	13,000	13,000	0.04	0.04	-	-
	<b>Sub-Total (B) (2)</b>	<b>57145</b>	<b>10047947</b>	<b>9133323</b>	<b>27.95</b>	<b>27.95</b>	<b>N.A.</b>	<b>N.A.</b>
	<b>Total Public Shareholding (B) = (B)(1)+(B)(2)</b>	<b>57255</b>	<b>15421972</b>	<b>14472300</b>	<b>42.89</b>	<b>42.89</b>	<b>N.A.</b>	<b>N.A.</b>
	<b>TOTAL (A)+(B)</b>	<b>57269</b>	<b>35955710</b>	<b>33223690</b>	<b>100.00</b>	<b>100.00</b>	<b>N.A.</b>	<b>N.A.</b>
(C)	Shares held by Custodians and against which Depository Receipts have been issued	0	0	0	0.00	0.00		
(1)	<b>Promoter and Promoter Group</b>							
(2)	<b>Public</b>							
	<b>GRAND TOTAL (A)+(B)+(C)</b>	<b>57269</b>	<b>35955710</b>	<b>33223690</b>	<b>0.00</b>	<b>100.00</b>	<b>N.A.</b>	<b>N.A.</b>



*[Handwritten signature]*

**(II)(b) Statement showing holding of securities (including shares, warrants, convertible securities) of persons belonging to the category "Promoter and Promoter Group"**

Name of the Company : CEAT LIMITED  
 Scrip Code : 500878  
 As on : 31st December, 2013

Sr. No.	Name of the shareholder	Details of Shares held		Encumbered shares (*)			Details of Shares held		Details of convertible securities		Total shares (including underlying shares assuming full conversion of warrants and convertible securities) as a % of diluted share capital
		Number	As a % of grand total (A)+(B)+(C)	No.	As a percent age	As a % of grand total (A) + (B) + (C) of sub clause (I)(a)	Number of warrant s held	As a % total number of warrant s of the same class	Number of convertib le securitie s held	As a % total number of convertib le securities of the same class	
(I)	(II)	(III)	(IV)	(V)	(VI) = (V) / (III) * 100	(VII)	(VIII)	(IX)	(X)	(XI)	(XII)
1	ANANT VARDHAN GOENKA	14185	0.04		NIL		-	-	-	-	0.04
2	CHATTARPATI INVESTMENTS LIMITED.	275876	0.77		NIL		-	-	-	-	0.77
3	HARSH VARDHAN GOENKA	1	0.00		NIL		-	-	-	-	0.00
4	HARSH VARDHAN GOENKA	10133	0.03		NIL		-	-	-	-	0.03
5	HARSH VARDHAN GOENKA	3799	0.01		NIL		-	-	-	-	0.01
6	HARSHVARDHAN GOENKA	120000	0.33		NIL		-	-	-	-	0.33
7	INSTANT HOLDINGS LIMITED	2528502	7.03		NIL		-	-	-	-	7.03
8	INSTANT HOLDINGS LIMITED	4155743	11.56		NIL		-	-	-	-	11.56
9	INSTANT HOLDINGS LIMITED	4826467	13.42		NIL		-	-	-	-	13.42
10	SOCIETE CEAT D INVESTISSEMENTEN ASIE S A	1782348	4.96		NIL		-	-	-	-	4.96
11	STEL HOLDINGS LIMITED	1372835	3.82		NIL		-	-	-	-	3.82
12	SUMMIT SECURITIES LIMITED	999125	2.67		NIL		-	-	-	-	2.67
13	SWALLOW ASSOCIATES LIMITED**	59224	0.17		NIL		-	-	-	-	0.17
14	SWALLOW ASSOCIATES LTD**	4425100	12.31		NIL		-	-	-	-	12.31
	<b>TOTAL</b>	<b>20533738</b>	<b>57.11</b>		<b>NIL</b>		<b>-</b>	<b>-</b>	<b>-</b>	<b>-</b>	<b>57.11</b>

(\*) The term "encumbrance" has the same meaning as assigned to it in regulation 28(3) of the SAST Regulations, 2011


(\*\*) Swallow Associates Limited has been converted into Limited Liability Partnership w.e.f. October, 31, 2012 and now known as Swallow Associates LLP.

**(II)(c) Statement showing holding of securities (including shares, warrants, convertible securities) of persons belonging to the category "Public" and holding more than 1% of the total number of shares**

Sr. No.	Name of the shareholder	Number of shares held	Shares as a percentage of total number of shares (i.e., Grand Total (A)+(B)+(C) indicated in Statement at para (I)(a) above)	Details of warrants		Details of convertible		Total shares (including underlying shares assuming full conversion of warrants and convertible securities) as a % of diluted share capital
				Number of warrant s held	As a % total number of warrant s of the same class	Number of convertib le securitie s held	% w.r.t total number of convertib le securities of the same class	
1	MORGAN STANLEY ASIA (SINGAPORE) PTE	762267	2.12					2.12
2	RELIANCE CAPITAL TRUSTEE CO. LTD/A/C RELIANCE SMALL CAP FUND	576167	1.60					1.60
3	VLS FINANCE LTD	500000	1.39					1.39
4	UTI MASTER VALUE FUND	437237	1.22					1.22
5	GENERAL INSURANCE CORPORATION OF INDIA	430382	1.20					1.20
6	THE NEW INDIA ASSURANCE COMPANY LIMITED	415873	1.16					1.16
7	MANULIFE GLOBAL FUND ASIAN SMALL CAP EQUITY FUND	366895	1.02					1.02
	<b>TOTAL</b>	<b>34,89,821</b>	<b>9.71</b>					<b>9.71</b>

**(II)(c) Statement showing holding of securities (including shares, warrants, convertible securities) of persons (together with PAC) belonging to the category "Public" and holding more than 5% of the total number of shares of the company**

Sr. No.	Name(s) of the shareholder(s) and the Persons Acting in Concert (PAC) with them	Number of shares	Shares as a percentage of total number of shares (i.e., Grand Total (A)+(B)+(C) indicated in Statement at para (I)(a) above)	Details of warrants		Details of convertible		Total shares (including underlying shares assuming full conversion of warrants and convertible securities) as a % of diluted share capital
				Number of warrant s	As a % total number of warrant s of the same class	Number of convertib le securitie s held	% w.r.t total number of convertib le securities of the same class	
1	N.A.							
	<b>TOTAL</b>							



(I) (g) Statement showing details of locked-in shares


Sr. No.	Name of the Shareholder	Number of locked-in shares	Locked-in shares as a (%) percentage of total number of shares (i.e., Grand Total (A)+(B)+(C) indicated in statement at para (I)(a) above)	Promoter / Promoter Group / Public
1	INSTANT HOLDINGS LIMITED	1712176	4.76	Promoter
	<b>TOTAL</b>	<b>1712176</b>	<b>4.76</b>	

(II) (a) Statement showing details of Depository Receipts (DRs)

Sr. No.	Type of outstanding DR (ADRs, GDRs, SDRs, etc.)	Number of outstanding DRs	Number of Shares underlying outstanding DRs	Shares underlying outstanding DRs as a percentage of total number of shares (i.e., Grand Total (A)+(B)+(C) indicated in statement at para (I)(a) above)
1	N.A.			
2				
	<b>TOTAL</b>			

(II) (b) Statement showing holding of Depository Receipts (DRs), where underlying shares held by 'Promoter / Promoter Group' are in excess of 1% of the total number

Sr. No.	Name of the DR Holder	Type of outstanding DR (ADRs, GDRs, SDRs, etc.)	Number of Shares underlying outstanding DRs	Shares underlying outstanding DRs as a percentage of total number of shares (i.e., Grand Total (A)+(B)+(C) indicated in statement at para (I)(a) above)
1	N.A.			
2				
	<b>TOTAL</b>			



**(III) (a) (Post-Issue) Statement showing the voting pattern of shareholders, if more than one class of shares / securities is issued by the issuer.**

Category code (I)	Category of Shareholder (II)	Number of Voting Rights held in each class of securities			Total Voting Rights (III+IV+V) (VI)	Total Voting Rights i.e. (VI)	
		Class X (III)	Class Y (IV)	Class Z (V)		As a percentage of (A+B) (VII)	As a percentage of (A+B+C) (VIII)
<b>(A)</b>	<b>Shareholding of Promoter and Promoter Group</b>						
(1)	<b>Indian</b>		NA	NA			
	Individuals / Hindu Undivided	148118			148118	0.41	0.41
(a)	Family						
(b)	Central Government / State Governments(s)	0			0	0.00	0.00
(c)	Bodies Corporate	18603272			18603272	51.74	51.74
(d)	Financial Institutions / Banks	0			0	0.00	0.00
(e)	Any Other (specify)	0			0	0.00	0.00
	<b>Sub-Total (A) (1)</b>	<b>18751390</b>	<b>0</b>	<b>0</b>	<b>18751390</b>	<b>52.15</b>	<b>52.15</b>
(2)	<b>Foreign</b>		NA	NA			
(a)	Individuals (Non-Resident Individuals / Foreign	0			0	0.00	0.00
(b)	Bodies Corporate	1782348			1782348	4.96	4.96
(c)	Institutions	0			0	0.00	0.00
(d)	Qualified Foreign Investor	0			0	0.00	0.00
(e)	Any Other (specify)	0			0	0.00	0.00
	<b>Sub-Total (A) (2)</b>	<b>1782348</b>	<b>0</b>	<b>0</b>	<b>1782348</b>	<b>4.96</b>	<b>4.96</b>
	<b>Total Shareholding of Promoter and Promoter Group (A) = (A)(1)+(A)(2)</b>	<b>20533738</b>	<b>0</b>	<b>0</b>	<b>20533738</b>	<b>57.11</b>	<b>57.11</b>
<b>(B)</b>	<b>Public Shareholding</b>		NA	NA			
(1)	<b>Institutions</b>						
(a)	Mutual Funds / UTI	1441930			1441930	4.01	4.01
(b)	Financial Institutions / Banks	9352			9352	0.03	0.03
(c)	Central Government / State Governments(s)	9700			9700	0.03	0.03
(d)	Venture Capital Funds	0			0	0.00	0.00
(e)	Insurance Companies	956415			956415	2.66	2.66
(f)	Foreign Institutional Investors	2956628			2956628	8.22	8.22
(g)	Investors	0			0	0.00	0.00
(h)	Qualified Foreign Investor	0			0	0.00	0.00
(i)	Any Other (specify)	0			0	0.00	0.00
	<b>Sub-Total (B) (1)</b>	<b>5374025</b>	<b>0</b>	<b>0</b>	<b>5374025</b>	<b>14.95</b>	<b>14.95</b>
(2)	<b>Non-Institutions</b>		NA	NA			
(a)	Bodies Corporate	2836199			2836199	7.89	7.89
(b)	Individuals -						
i	Individual shareholders holding nominal share capital upto Rs. 1 lakh	5279664			5279664	14.68	14.68
ii	Individual shareholders holding nominal share capital in excess of Rs. 1 lakh	1915443			1915443	5.33	5.33
(c)	Qualified Foreign Investor	0			0	0.00	0.00
(d)	Any Other (specify)						
i	Trusts	3604			3604	0.01	0.01
ii	Directors & their relatives	13000			13000	0.04	0.04
iii	Foreign Company	37			37	0.00	0.00
	<b>Sub-total (B) (2)</b>	<b>10047947</b>	<b>0</b>	<b>0</b>	<b>10047947</b>	<b>27.95</b>	<b>27.95</b>
	<b>Total Public Shareholding (B) = (B)(1)+(B)(2)</b>	<b>15421972</b>	<b>0</b>	<b>0</b>	<b>15421972</b>	<b>42.89</b>	<b>42.89</b>
	<b>TOTAL (A)+(B)</b>	<b>35955710</b>	<b>0</b>	<b>0</b>	<b>35955710</b>	<b>100.00</b>	<b>100.00</b>
(C)	Shares held by Custodians and against which Depository Receipts have been issued		NA	NA	0	0.00	0.00
	<b>GRAND TOTAL (A)+(B)+(C)</b>	<b>35955710</b>	<b>0</b>	<b>0</b>	<b>35955710</b>	<b>0.00</b>	<b>100.00</b>